

















Curriculum Areas

<p>English:</p> <p>Fiction: Mrs Armitage and the big wave</p> <p>Non-fiction: Amelia Earhart- Isabel Sanchez Vegara</p>  	<p>Maths:</p> <p>Number: Multiplication & division 2</p> <p>Measurement: - Length and height - Mass, capacity and temperature</p>   	<p>Science:</p> <p>Everyday materials:</p> <ul style="list-style-type: none"> - To identify and compare the suitability of a variety of everyday materials, including wood, metal, plastic, glass, brick, rock, paper and cardboard for particular uses. - To find out how the shapes of solid objects made from some materials can be changed by squashing, bending, twisting and stretching. 
---	--	--

<p>History:</p> <p><i>Which of Plymouth's explorer was the most important?</i></p> 	<p>Design and Technology:</p> <p>Structures: Baby Bear's chair</p> 	<p>Computing:</p> <p>Unit 2.5 Effective searching Unit 2.1 Coding</p>  	<p>RE:</p> <p>Why does Easter matter to Christians? (UC 1.5 Salvation)</p> 
---	---	--	---

<p>PE:</p> <ul style="list-style-type: none"> • Football • Dance – Celebrations/ Antarctica 	<p>Music:</p> <p>Charanga 'Zoo time'</p> 	<p>PSHE:</p> <ul style="list-style-type: none"> • Healthy Me 	<p>Spelling/handwriting:</p> <p>Letter join- Year 2 common exception words. Spelling shed:</p> <ul style="list-style-type: none"> - Words where 'y' makes an /igh/ sound. - Words where '-es' is added to words ending in 'y'. - Words where '-ed' is added to words ending in 'y'. 
--	---	--	---

<p>My child's timetable:</p> <ul style="list-style-type: none"> • Break times: 10.45-11.00 (Children can come in with a healthy snack, the school will also provide fruit) • Lunch times: 12.00-1.00 • End of school day: 3.20 • PE days are: Monday and Wednesday. 	<p>How I can support my child this term:</p> <ul style="list-style-type: none"> • Please use the Learning Partnership Planner to record reading and practice at home. • Message the class teacher on Class Dojo should you have any issues with curriculum, learning, wellbeing or behaviour. • Regular practice of Numbots at home (short, sharp bursts will help your child in securing the basic number facts needed to access the Year 2 curriculum). • Read to your child (using the school library books or books from home) and get your child to read to you regularly. • Use the spelling strategies outlined in the Learning Partnership Planners to practice any spellings assigned for home. 
--	--

